

## Stereoselective Synthesis of 1,4-Disubstituted 1,3-Diene from Aldehyde Using Organotitanium Reagent<sup>1</sup>

YOSHIHIKO IKEDA, JUNZO UKAI, NOBUO IKEDA and HISASHI YAMAMOTO\*

Department of Applied Chemistry, Faculty of Engineering,  
Nagoya University, Chikusa, Nagoya 464, Japan

(Received in Japan 19 November 1986)

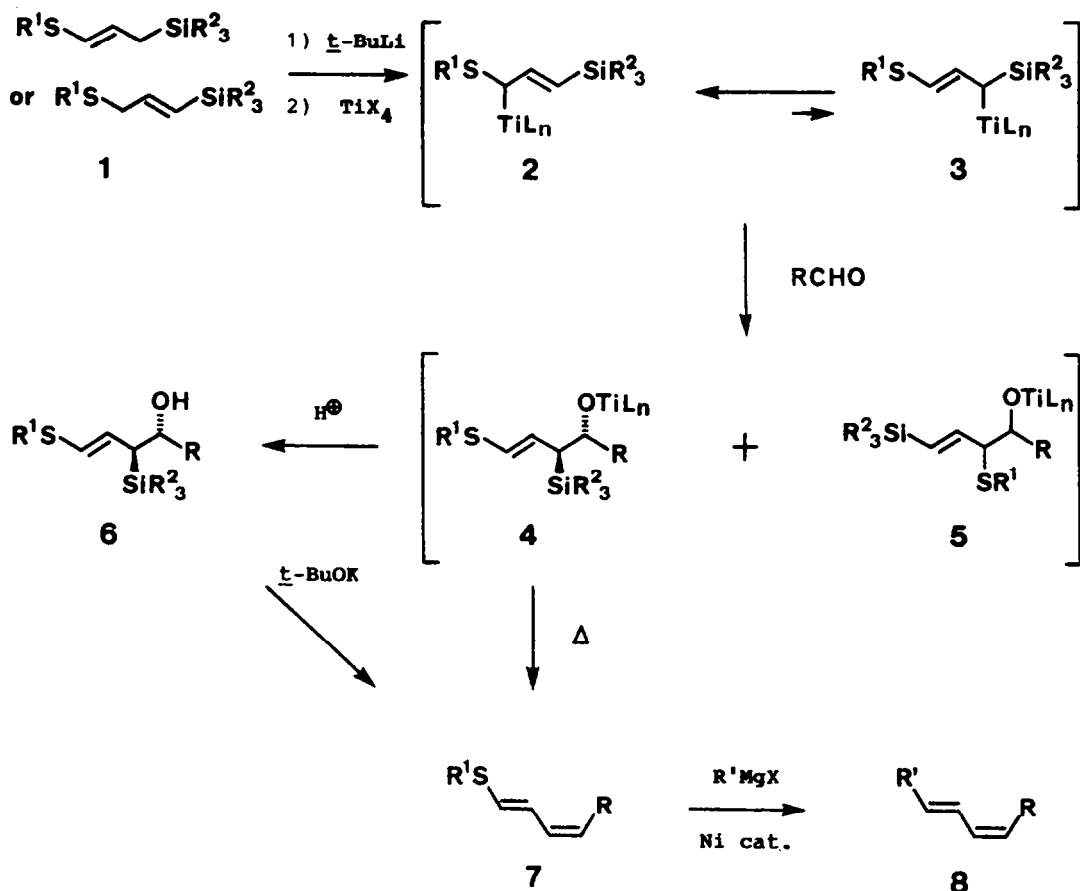
**Abstract** - Organotitanium reagent generated from 1-*t*-butylthio-3-trimethylsilyl-1-propepe condenses with aldehydes to give 1-*t*-butylthio-(*E,Z*)-1,3-alkadienes in a single step via (*E*)-*erythro*- $\beta$ -hydroxysilane in a highly regio- and stereoselective manner. 1,4-Dialkyl-1,3-diene is obtained from the diene sulfide by cross coupling reaction with Grignard reagent in the presence of nickel catalyst. The utility of the method is illustrated by application to the synthesis of *Spilanthol*, a naturally occurring insecticide from *Spilanthese olerancae* in five steps.

### Introduction

The need for the stereoselective synthetic method of polyenes has become increasingly apparent in recent years, in part because of the intermediary nature of polyene function in the olefinic natural products synthesis, and also in part because of the possibility of applying the methodology to the construction of numerous biologically and biogenetically interesting structures having acyclic polyenes. We have recently described stereoselective syntheses of 1,3-dienes from aldehydes using allyltitanium reagents from allylphosphine,<sup>2</sup> allylsulfides,<sup>3</sup> and allylsilane.<sup>4</sup> Further, a new synthetic route to 2-alkylthio-1,3-diene was now available.<sup>2</sup> We have also revealed an excellent potentiality of alkylthio group for further elaboration of carbon chain using the nickel catalyzed alkylation process.<sup>3</sup> The high stereoselectivity of allyltitanium reagent<sup>5</sup> made it apparent that routes to 1-alkylthio-1,3-diene would be highly desirable. One of the most important processes among them would be a route for the transformation of aldehydes to 1-alkylthio-1,3-dienes from which 1,4-disubstituted 1,3-dienes<sup>6,7,8</sup> would be prepared stereoselectively (Scheme 1). We now describe a method which responds to this scheme.


The stereochemical control and the flexibility inherent in our approach to the construction of the 1,3-diene system suggested the application of the method to the synthesis of a number of acyclic polyenes.<sup>9</sup> The utility of the method is illustrated by application to the synthesis of *Spilanthol* (**10**), which was first isolated from *Heliopsis longipes* (A. Gray) Blake,<sup>10</sup> a member of the Compositae, and was shown to be insecticidally active.<sup>11</sup> In later work, the compound was found to be identical with naturally occurring insecticide from *Spilanthese olerancae*.<sup>10</sup>

## Scheme 1.



## Results and Discussion.

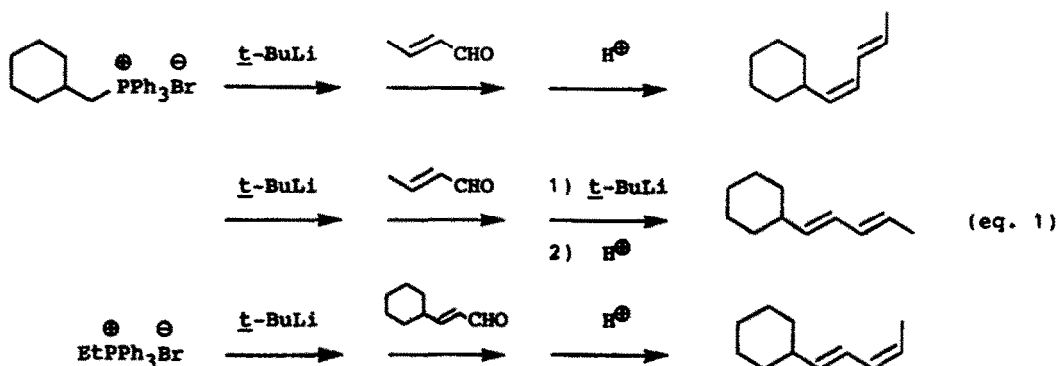
Starting materials were prepared by the silylation of the corresponding lithiated allylsulfide: **1a** and **1e** (from allyl *t*-butyl sulfide) in 60% and 77% yields, respectively, **1c** (from allyl *n*-propyl sulfide) in 60% yield, and **1d** (from allyl isopropyl sulfide) in 78% yield. The sulfide **1b** was also prepared by the hydroalumination of 3-*t*-butylthio-1-trimethylsilyl-1-propyne (**19**) in 67% yield.

**1a****1b**R = *n*-Pr: **1c***i*-Pr: **1d***t*-Bu: **1e****18****19**

**Stereoselective Synthesis of 1,4-Disubstituted-1,3-butadienes.** Reaction of titanium reagent of type **2**, with aldehydes gave (E)-erythro- $\beta$ -oxidosilanes **4** exclusively which were smoothly transformed into the 1-alkylthio-(E,Z)-1,3-alkadienes **7** via the cycloelimination of the sort already established for the Peterson reaction<sup>12</sup> (Scheme 1). The diene sulfide **7** was further converted into 1,4-di-alkyl-(E,Z)-1,3-butadiene derivatives **8** with Grignard reagent by nickel-catalyzed cross coupling reaction.<sup>13</sup> The stereoselectivity of **8** was determined by gc analysis by comparison with authentic samples synthesized independently.<sup>14</sup>

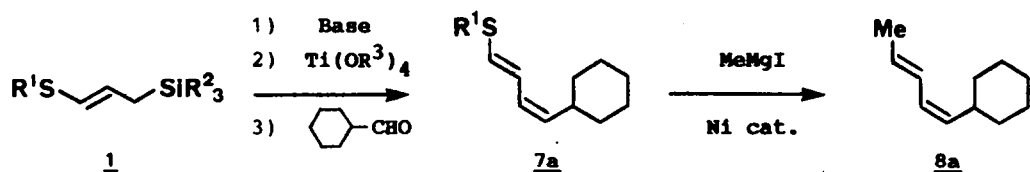
The results of several experiments are summarized in Table 1. It is clear that because of the significant steric effect of alkylthio group, a greater measure of stereochemical control and regioselectivity in carbon-carbon bond forming processes might result from the use of t-butylthio group rather than the more common methylthio group. Hence larger alkylthio group gave better erythro selectivity (entry 1,2,3 in Table 1). Although the triphenylsilyl derivative ( $R^2 = Ph$ ; entry 1-6) underwent clean metallation with n-butyllithium at 0°C to form lithiated **1**, the condensation with aldehyde gave rise to a mixture of stereoisomers with low selectivities. Nickel(II) 1,3-bis(diphenylphosphinopropane) chloride, Ni(dppp)Cl<sub>2</sub>, was found to be the most effective catalyst for the cross coupling reaction of **7** with Grignard reagent.<sup>13</sup>

Authentic samples for gc analysis were synthesized as follows: 1-cyclohexyl-(E,Z)-1,3-pentadiene was synthesized from crotonaldehyde with cyclohexylmethylidetriphenylphosphorane, the (E,E)-isomer from crotonaldehyde with cyclohexylmethylidetriphenylphosphorane using the  $\beta$ -oxido ylide procedure and, the (Z,E)-isomer from 3-cyclohexyl-2-propenal with ethylidetriphenylphosphorane, respectively (eq. 1).<sup>14</sup>

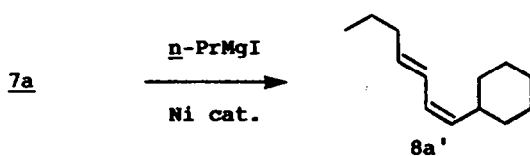


The possible explanation<sup>3b</sup> of these selectivities is as follows. The reaction of the allylic organometallics with the carbonyl group is known to take place through an allylic rearrangement of the organometallics by a chelated transition state **9** (Fig. 1). Thus, the allyltitanium derivative of type **2** should react with aldehydes at  $\alpha$ -position of trialkylsilyl group. On the other hand, the isomeric reagent **3** should give the product **5** in which the silyl group is located at  $\delta$ -position to the hydroxyl function. Considering the steric factor between the ligands of titanium and geminal substituent, the titanium derivative **2** should be rather stable than the other isomer **3** because of the larger steric repulsion be-

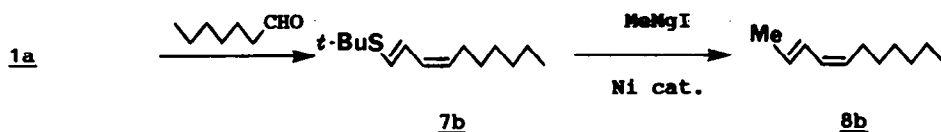
Table 1. Synthesis of 1,4-disubstituted 1,3-diene.



Entry	1 <sup>3</sup>		Base	Reagent R <sup>3</sup>	7a Yield <sup>b</sup> (%)	Cat. <sup>a</sup>	7a Yield <sup>b</sup> (%)	8a Ratio <sup>c</sup>			
	R <sup>1</sup>	R <sup>2</sup>						(Z,E):(Z,Z):(E,E):(E,Z)			
1	<i>n</i> -Pr	Ph	<i>n</i> -BuLi	<i>i</i> -Pr	(69) <sup>d</sup>	A	85	62	24	9	5
2	<i>i</i> -Pr	Ph	<i>n</i> -BuLi	<i>i</i> -Pr	(67) <sup>d</sup>	A	53	74	17	6	5
3	<i>t</i> -Bu	Ph	<i>n</i> -BuLi	<i>i</i> -Pr	97	B	68	83	6	9	2
4	<i>t</i> -Bu	Ph	<i>n</i> -BuLi	<i>i</i> -Bu	90	B	71	90	8	2	-
5	<i>t</i> -Bu	Ph	<i>n</i> -BuLi	<i>t</i> -Bu	29	B	75	57	30	10	-
6	<i>t</i> -Bu	Ph	<i>n</i> -BuLi	none	23	B	--	66	25	7	2
7	<i>t</i> -Bu	Me	<i>t</i> -BuLi	<i>i</i> -Pr	62	B	75	98	2	-	-
8	<i>t</i> -Bu	Me	<i>t</i> -BuLi	<i>i</i> -Bu	29	B	--	97	3	-	-
9	<i>t</i> -Bu	Me	<i>t</i> -BuLi	<i>i</i> -Pr	55 <sup>e</sup>	C	75	94	2	4	-
10	<i>t</i> -Bu	Me	<i>t</i> -BuLi	<i>i</i> -Pr	54	C	93	96	2	-	3



11	<i>t</i> -Bu	Me	<i>t</i> -BuLi	<i>i</i> -Pr	62	C	93	>95	:	<5	

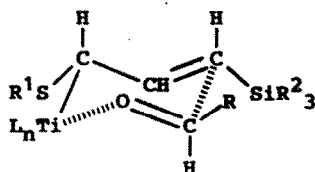


12	<i>t</i> -Bu	Me	<i>t</i> -BuLi	<i>i</i> -Pr	55	C	--	98	:	1	1	-

<sup>a</sup>A: Ni(PPh<sub>3</sub>)<sub>2</sub>Cl<sub>2</sub>, B: Ni(PPh<sub>3</sub>)<sub>2</sub>Cl<sub>2</sub> + dppp, C: Ni(dppp)Cl<sub>2</sub>. <sup>b</sup>Isolated yield. <sup>c</sup>All four possible isomers were independently synthesized using the Wittig reactions. <sup>d</sup>Over-all yields of two-step sequence. Thus, the intermediary hydroxyl silane **6** was isolated and treated with *t*-BuOK. <sup>e</sup>Using HMPA (1 equiv.) as a cosolvent.

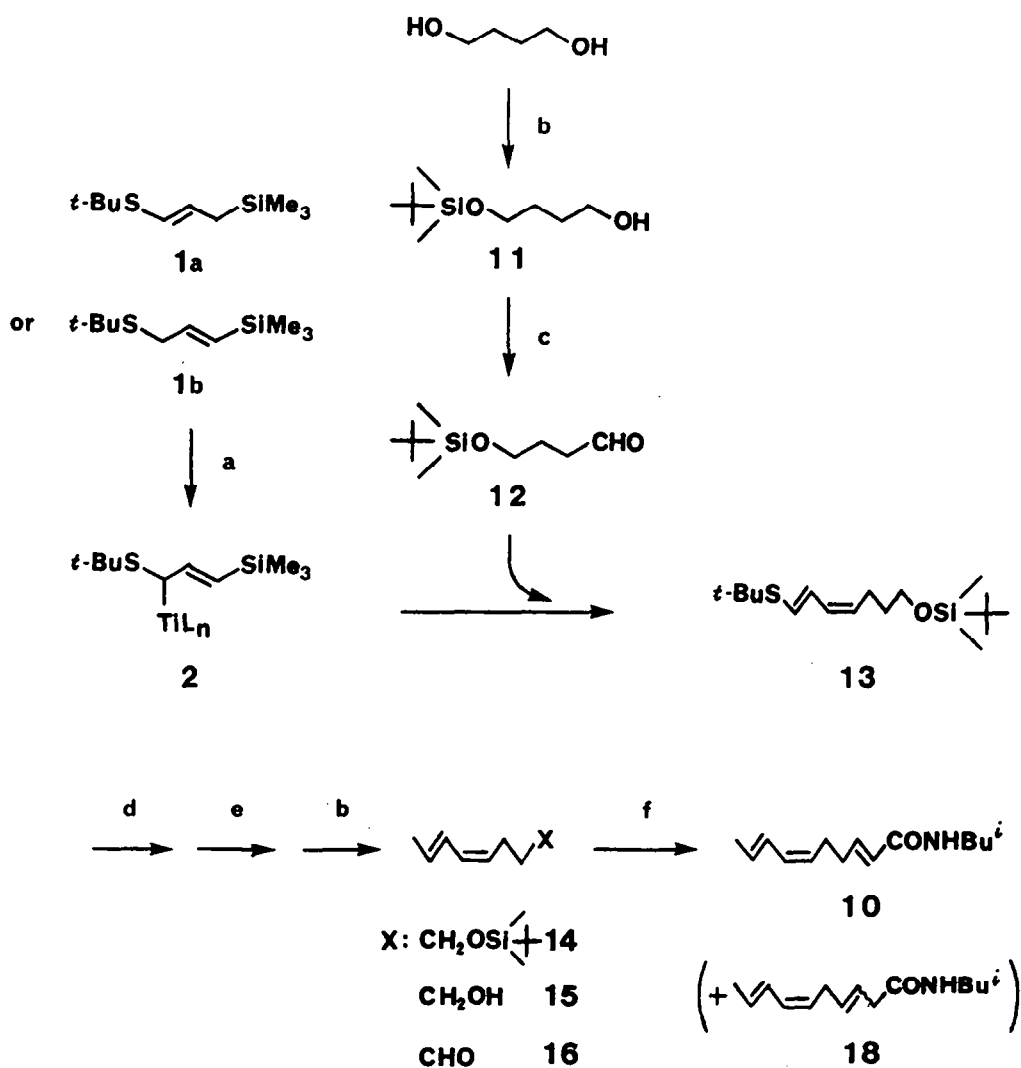
tween the ligands of titanium and trialkylsilyl group. Notably, the high (E)-erythro selectivity of this reaction is also explained by considering the six-membered ring transition state 9 in which three bulky substituents such as alkylthio group and trialkylsilyl group of reagent 2 and alkyl group of aldehyde occupy the equatorial positions.

Fig. 1.

9

**Synthesis of Spilanthol (10):** The pathway of the synthesis is as follows (Scheme 2). Oxidation of 4-(t-butyldimethylsilyloxy)-1-butanol (11), which was obtained from 1,4-butanediol with t-butylchlorodimethylsilane, pyridine and a catalytic amount of N,N-dimethyl-4-aminopyridine in dichloromethane in 88% yield, with oxalyl chloride-dimethyl sulfoxide (DMSO) and triethylamine in dichloromethane<sup>15</sup> afforded 4-(t-butyldimethylsilyloxy)butanal (12) in 90% yield. Reaction of 1-(t-butylthio)-3-trimethylsilyl-1-propene (1a)<sup>1a</sup> with an equivalent of t-butyllithium in THF-HMPA at -78°C for 10 min and at 0°C for 1 h followed by treatment with an equivalent of titanium tetraisopropoxide at -78°C for 40 min generated allylic titanium derivative of type 2 which upon reaction with 4-(t-butyldimethylsilyloxy)butanal (12) afforded 7-(t-butyldimethylsilyloxy)-1-(t-butylthio)-(E,Z)-1,3-heptadiene (13) in 53% yield. The t-butylthio group of 13 was cleanly replaced by methyl group with excess of methylmagnesium iodide in the presence of Ni(dppp)Cl<sub>2</sub> to give 1-(t-butyldimethylsilyloxy)-(Z,E)-4,6-octadiene (14) in 83% yield.<sup>13</sup> Gc analysis revealed the compound 14 was >97% isomerically pure; (Z,E)-isomer with minor isomer of 2.5%. The compound 14 exhibited fully consistent spectral data. Removal of t-butyldimethylsilyl protecting group could be effected cleanly by reaction with anhydrous tetrabutylammonium fluoride in THF for 30 min at room temperature to give (Z,E)-4,6-octadiene-1-ol (15) in quantitative yield.<sup>16</sup> Oxidation of the resulting alcohol with oxalyl chloride-DMSO and triethylamine in dichloromethane<sup>15</sup> afforded, after short path column chromatography on silica gel, (Z,E)-4,6-octadienal (16) in 54% yield. This unstable aldehyde 16 was transformed into spilanthol (10) by reaction with the Wittig reagent which was prepared *in situ* from N-isobutylaminocarbonylmethyl-triphenylphosphonium bromide (17) and LDA in THF at 0°C for 10 min.<sup>17</sup> Spilanthol (10) was obtained with 88% pure by gc analysis: spectroscopically identical with reported data,<sup>10,18</sup> in 61% yield from the aldehyde 16. The Δ<sup>3</sup>-isomer (18), which could be easily separated by column chromatography on silica gel, was also formed from the Wittig reaction in ca. 18% yield.

## Scheme 2.



a,  $t\text{-BuLi}$  then  $\text{Ti(OPr}^i\text{)}_4$ ; b,  $t\text{-BuMe}_2\text{SiCl}$ -pyridine; c,  $(\text{COCl})_2$ -DMSO then  $\text{Et}_3\text{N}$ ; d,  $\text{MeMgI}$ -cat.  $\text{Ni(dppp)Cl}_2$ -benzene reflux; e, Dried  $n\text{-Bu}_4\text{NF}$  in THF  
 f,  $\text{Ph}_3\text{C-CHCONH}^t\text{Bu}$  from  $\text{Ph}_3\text{P-CH}_2\text{CONH}^t\text{Bu}$  Br (17) and LDA in THF.

### Experimental

**General.** The IR spectra were determined on a Hitachi 260-10 spectrometer in a  $\text{CCl}_4$  solution unless otherwise stated. The NMR spectra were recorded on a JNM-PMX 60 spectrometer, using tetramethylsilane as an internal standard. Splitting patterns are indicated as s: singlet, d: doublet, t: triplet, q: quartet, m: multiplet, and br: broad peak. The isomeric ratio of the products was determined by gas chromatography (gc) on a 25- $\mu$  PEG-HT capillary column using a Hitachi Model 163 and 164 instruments equipped with a flame ionization detector using nitrogen as carrier gas. The analyses were performed at the Institute of Applied Organic Chemistry, Faculty of Engineering, Nagoya University. Tetrahydrofuran (THF) and ether were distilled from benzophenone ketyl. Benzene, hexane, and toluene were dried over sodium metal. Dichloromethane was dried over 4A molecular sieves. Hexamethylphosphoric triamide (HMPA) was distilled from  $\text{CaH}_2$  under reduced pressure. All the experiments were carried out under an argon atmosphere. For thin layer chromatography (TLC) analyses throughout this work, Merck precoated TLC plates (silica gel 60 GF<sub>254</sub>, 0.25 mm) were used. Purification of the product was carried out by column chromatography on silica gel Fuji BW-820.

**1-*t*-Butylthio-3-trimethylsilyl-1-propene (1a):** To a solution of allyl *t*-butyl sulfide (13 g, 100 mmol) in THF (200 ml) was added a solution of *t*-butyllithium in pentane (1.8 M, 67 ml, 120 mmol) at  $-78^\circ\text{C}$ . The resulting solution was stirred at  $-78^\circ\text{C}$  for 1 h. Chlorotrimethylsilane (15 ml, 120 mmol) was added to the above solution at  $-78^\circ\text{C}$ . The reaction mixture was stirred at  $-78^\circ\text{C}$  for 20 min and poured into ice-cold 2 N aqueous hydrochloric acid. The product was extracted three times with pentane. The organic layers were dried and concentrated *in vacuo*. The residual oil was purified by column chromatography on silica gel with hexane as elute to give **1a** (8.9 g, 44 mmol) as a colorless liquid in 44% yield:  $R_f = 0.28$  (hexane); IR (neat) 2970, 1370, 1260, 1160, and  $870\text{ cm}^{-1}$ ;  $^1\text{H NMR}(\text{CDCl}_3)$   $\delta = 0.16$  (s, 9H), 1.41 (s, 9H), 1.62-1.82 (m, 2H), 5.93 (m, 2H); Anal. Found: C, 59.18; H, 11.10%. Calcd for  $\text{C}_{10}\text{H}_{22}\text{SSi}$ : C, 59.32; H, 10.96%.

**3-*t*-Butylthio-1-trimethylsilyl-1-propene (1b):** To a solution of 3-*t*-butylthio-1-trimethylsilyl-1-propyne **19** (11 g, 53 mmol) was added a solution of diisobutylaluminum hydride (11 ml, 58 mmol) in pentane (30 ml) dropwise at  $0^\circ\text{C}$ . The reaction mixture was stirred at  $0^\circ\text{C}$  for 1.5 h and at room temperature for 1.5 h. During this time, the solution turned to slurry. The reaction mixture was poured into ice-cold 6 N aqueous hydrochloric acid. The product was extracted twice with pentane, washed with 5 N aqueous sodium hydroxide and brine. The organic layers were dried and distilled to give a colorless liquid of the product (9.4 g, 46 mmol) in 88% yield: bp.  $130^\circ\text{C}$  (4 Torr) as a mixture of geometrical isomers (*E/Z* ratio = 4.2:1); (*E*)-isomer (**1b**) was separated by column chromatography and was used for the next reaction;  $R_f = 0.33$  (hexane); IR (neat) 2950, 1600, 1450, 1360, 1245, 1160, 860, and  $840\text{ cm}^{-1}$ ;  $^1\text{H NMR}(\text{CCl}_4)$   $\delta = 0.14$  (s, 9H), 1.29 (s, 9H), 3.17 (d,  $J = 7\text{ Hz}$ , 2H), 5.48 (d, 14 Hz, 1H), 6.03-6.51 (m, 1H).

**Triphenylsilylated allylsulfides: 1-*n*-Propyl-3-triphenylsilyl-1-propene (1c); 1-Isopropyl-3-triphenylsilyl-1-propene (1d); 1-*t*-Butylthio-3-triphenylsilyl-1-propene (1e):** To a solution of allyl *t*-butyl sulfide (6.5 g, 50 mmol) in THF (100 ml) was added a solution of *t*-butyllithium in pentane (2.0 M, 25 ml, 50 mmol) at  $-78^\circ\text{C}$ . The resulting solution was stirred at  $-78^\circ\text{C}$  for 1 h. Chlorotriphenylsilane (14.7 g, 50 mmol) was added at  $-78^\circ\text{C}$ . The reaction mixture was stirred at  $-78^\circ\text{C}$  for 3 h, at room temperature overnight, and poured into ice-cold 2 N aqueous hydrochloric acid. The product was extracted twice with ether. The combined organic layers were dried and concentrated *in vacuo*. The residue was purified by recrystallization from hexane-ether to give **1e** (15.1 g, 39 mmol) as colorless crystals in 77% yield: mp.  $74.3\text{--}75.8^\circ\text{C}$ ;  $R_f = 0.30$  (60:1, hexane-ether); IR ( $\text{CCl}_4$ ) 2975, 1435, and  $1115\text{ cm}^{-1}$ ;  $^1\text{H NMR}(\text{CCl}_4)$   $\delta = 1.12$  (s, 9H), 2.30-2.47 (m, 2H), 5.87 (m, 2H); Anal. Found: C, 77.37; H, 7.23%. Calcd for  $\text{C}_{25}\text{H}_{28}\text{SSi}$ : C, 77.26; H, 7.26%. 1-*n*-Propylthio-3-triphenylsilyl-1-propene (**1c**) was similarly prepared in 60% yield:  $^1\text{H NMR}(\text{CCl}_4)$   $\delta = 0.83\text{--}1.36$  (6H), 2.20-3.10 (m, 3H), 5.63-5.87 (m, 2H), 7.00-7.60 (15H). 1-Isopropylthio-3-triphenylsilyl-1-propene (**1d**) was similarly prepared in 78% yield:  $^1\text{H NMR}(\text{CCl}_4)$   $\delta = 0.57\text{--}1.90$  (5H), 2.17-2.83 (m, 4H), 5.57-5.96 (m, 2H), 7.07-7.87 (15H).

**Typical procedure of the synthesis of 1-alkylthio-(*E,Z*)-1,3-alkadienes:** To a solution of **1a** (0.30 g, 1.5 mmol) in THF (3 ml) was added a solution of *t*-butyllithium in pentane (1.8 M, 0.85 ml, 1.5 mmol) dropwise at  $-78^\circ\text{C}$ , and the mixture was stirred at  $-78^\circ\text{C}$  for 10 min, and then at  $0^\circ\text{C}$  for 1 h. Titanium tetraisopropoxide (0.45 ml, 1.5 mmol) was added dropwise at  $-78^\circ\text{C}$ . The resulting mixture was stirred for 30 min. To a solution of allyltitanium reagent (**2**), thus

18 mmol) as a colorless oil in 90% yield:<sup>15</sup> IR (neat) 3550, 2950, 1740, 1260, and 1105  $\text{cm}^{-1}$ ; <sup>1</sup>H NMR ( $\text{CCl}_4$ )  $\delta$  = 0.00 (s, 6H), 0.83 (s, 9H), 1.62-2.03 (m, 2H), 2.25-2.63 (m, 2H), 3.58 (t,  $J$  = 6H, 2H), 9.66 (s, 1H); Analytical data was not obtained by decomposition.

**7-*t*-Butyldimethylsilyloxy-1-*t*-butylthio-(*E,Z*)-1,3-heptadiene (13):** To a solution of **1a** (or **1b**) (0.20 g, 1.0 mmol) in THF (3 ml) and HMPA (0.17 ml, 1.0 mmol) was added a solution of *t*-butyllithium in pentane (1.6 M, 0.63 ml, 1 mmol) dropwise at  $-78^\circ\text{C}$ . The resulting solution was stirred at  $-78^\circ\text{C}$  for 15 min and at  $0^\circ\text{C}$  for 1 h. After being cooled to  $-78^\circ\text{C}$ , titanium tetrakisopropoxide (0.33 ml, 1.1 mmol) was added, and the redish brown solution was stirred at  $-78^\circ\text{C}$  for 40 min. 4-(*t*-Butyldimethylsilyloxy)butanal **12** was added dropwise at  $-78^\circ\text{C}$  to the above solution of titanium reagent **2**. The reaction mixture was stirred at  $-78^\circ\text{C}$  for 1.5 h, at  $0^\circ\text{C}$  for 1 h, at room temperature for 21 h, and then poured into ice-cold 2 N aqueous hydrochloric acid. The product was extracted three times with hexane. The combined organic layers were dried and concentrated *in vacuo*. The residual oil was purified by column chromatography on silica gel to give **13** (0.17 g, 0.53 mmol) as a colorless oil in 53% yield:  $R_f$  = 0.09 (hexane); IR (neat) 2970, 2870, 1260, 1105, and 840  $\text{cm}^{-1}$ ; <sup>1</sup>H NMR ( $\text{CDCl}_3$ )  $\delta$  = 0.08 (s, 6H), 0.83 (s, 9H), 1.28 (s, 9H), 1.37-2.43 (m, 4H), 3.55 (t,  $J$  = 6Hz, 2H), 5.33 (dt,  $J$  = 6 and 10Hz, 1H), 5.97 (t,  $J$  = 10Hz, 1H), 6.20 (d,  $J$  = 14Hz, 1H), 6.58 (dd,  $J$  = 10 and 14Hz, 1H); Anal. Found: C, 65.18; H, 10.61%. Calcd for  $\text{C}_{17}\text{H}_{34}\text{OSSi}$ : C, 64.90; H, 10.89%.

**1-*t*-butyldimethylsilyloxy-(*Z,E*)-4,6-octadiene (14):** To a suspension of magnesium (0.37 g, 15 mmol) in ether (5 ml) was added iodomethane (0.63 ml, 10 mmol) at  $0^\circ\text{C}$ , the resulting mixture was stirred at  $0^\circ\text{C}$  for 30 min. To a solution of **13** (0.10 g, 0.32 mmol) and nickel(II) 1,3-bis(diphenylphosphino)propane chloride (17 mg, 0.032 mmol) in benzene (5 ml) was added an above solution of methylmagnesium iodide in ether at room temperature. The reaction mixture was heated at  $80$ - $90^\circ\text{C}$  (bath temperature) for 15 min and poured into ice-cold 1 N aqueous hydrochloric acid after cooled down to room temperature. The product was extracted twice with ether. The combined organic layers were dried and concentrated *in vacuo*. The residual oil was purified by column chromatography on silica gel to give **14** (63 mg, 0.26 mmol) as a colorless oil in 83% yield:  $R_f$  = 0.38 (50:1, hexane-ether); IR (neat) 2970, 1480, 1440, 1260, 1110, 840, and 700  $\text{cm}^{-1}$ ; <sup>1</sup>H NMR ( $\text{CDCl}_3$ )  $\delta$  = 0.08 (s, 6H), 0.86 (s, 9H), 1.73 (d,  $J$  = 6Hz), 1.10-2.45 (m, 7H), 3.57 (t,  $J$  = 6Hz, 2H), 4.97-6.63 (m, 4H); 5.51 (d,  $J$  = 15Hz, 1H), 5.83 (dd,  $J$  = 10 and 10Hz, 1H), 6.24 (dd,  $J$  = 10 and 15Hz, 1H) on irradiation to the allylic methyl proton ( $\delta$  = 1.73); 5.20 (br d,  $J$  = 10Hz, 1H) on irradiation to the allylic methylene proton ( $\delta$  = 2.15); gc  $t_R$  8.5 min (*Z,E*)-isomer, 9.3 min unidentical minor isomer at  $100^\circ\text{C}$ ; Anal. Found: C, 69.79; H, 11.88%. Calcd for  $\text{C}_{14}\text{H}_{28}\text{OSi}$ : C, 69.93; H, 11.74%.

**(*Z,E*)-4,6-Octadien-1-ol (15):** To a solution of **14** (0.11 g, 0.47 mmol) in THF (1 ml) was added a solution of anhydrous tetrabutylammonium fluoride (TBAF : 1.0 ml) which was prepared from a solution of TBAF in THF (1 M, 15 ml) and molecular sieve 3A (2.5 g) at room temperature for 1 h. The reaction mixture was stirred at room temperature for 30 min and poured into brine. The product was extracted three times with ether. The combined organic layers were dried and concentrated *in vacuo*. The residual oil was purified by column chromatography on silica gel to give **15** (56 mg, 0.44 mmol) as a colorless oil in 94% yield:  $R_f$  = 0.16 (3:1, hexane-ether); IR ( $\text{CCl}_4$ ) 3350, 2940, 2380, 1460, 1060, 985, and 950  $\text{cm}^{-1}$ ; <sup>1</sup>H NMR ( $\text{CDCl}_3$ )  $\delta$  = 0.66-2.50 (9H), 3.57 (t,  $J$  = 6Hz, 2H), 5.00-6.57 (m, 4H); Anal. Found: C, 75.85; H, 11.47%. Calcd for  $\text{C}_8\text{H}_{14}\text{O}$ : C, 76.14; H, 11.18%.

**(*Z,E*)-4,6-Octadienal (16):** Oxidation of **15** (179 mg, 1.4 mmol) in dichloromethane (4.5 ml) with oxalyl chloride (0.28 ml, 3.2 mmol), dimethyl sulfoxide (0.49 ml, 6.9 mmol) and then triethylamine (1.0 ml, 7.1 mmol) afforded **16** (94 mg, 0.8 mmol) as an oil in 54% yield:<sup>15</sup>  $R_f$  = 0.42 (5:1, hexane-ether); IR ( $\text{CCl}_4$ ) 3050, 2940, 1740, 1460, 995, and 960  $\text{cm}^{-1}$ ; <sup>1</sup>H NMR ( $\text{CDCl}_3$ )  $\delta$  = 1.80 (d,  $J$  = 6Hz, 3H), 2.40-2.63 (m, 4H), 5.13-6.60 (m, 4H).

**N-Isobutylaminocarbonylmethyltriphenylphosphonium bromide (17):** N-Isobutyl 2-bromoacetamide<sup>19</sup> (1.0 g, 5.0 mmol) and triphenylphosphine (1.3 g, 5.0 mmol) in benzene was heated at reflux for 7 h. The solvent was removed *in vacuo* and the product was purified by recrystallization from benzene-hexane to give **17** (2.0 g, 4.3 mmol) as a colorless crystal in 86% yield: mp  $191.5$ - $192.3^\circ\text{C}$ .

**N-Isobutyl-(*E,Z,E*)-2,6,8-decatrienoylamide (10; Spilanthal):** To a solution of **17** (328 mg, 0.72 mmol) in THF (2 ml) was added dropwise a solution of LDA in THF which was prepared by treatment of diisopropylamine (66 mg, 0.65 mmol) in THF (2 ml) with a solution of *n*-butyllithium in hexane (1.6 M, 0.41 ml, 0.65 mmol) at  $0^\circ\text{C}$ . A solution of the aldehyde **16** (71 mg, 0.57 mmol) in THF (1 ml) was added dropwise to the above solution at  $0^\circ\text{C}$ . The reaction mixture was stirred at  $0^\circ\text{C}$



prepared, cyclohexanecarbaldehyde (0.11 g, 1.0 mmol) was added at  $-78^{\circ}\text{C}$  over a period of 5 min. The reaction mixture was stirred at  $-78^{\circ}\text{C}$  for 2 h, at room temperature overnight, and poured into ice-cold 2 N aqueous hydrochloric acid. The product was extracted twice with hexane. The combined organic layers were dried and concentrated in vacuo. The residual oil was purified by column chromatography on silica gel to give 1-t-butylthio-4-cyclohexyl-(E,Z)-1,3-butadiene, 7a (0.14 g, 0.62 mmol) as a colorless oil in 62% yield:  $R_f = 0.22$  (hexane); IR ( $\text{CCl}_4$ ) 2930, 1450, 1370, 1250, 1160, and 840  $\text{cm}^{-1}$ ;  $^1\text{H NMR}$  ( $\text{CDCl}_3$ )  $\delta = 0.96$ -2.00 (m, 19H), 2.00-2.79 (m, 1H), 5.10 (dd,  $J = 10\text{Hz}$ , 1H), 5.77 (dd,  $J = 10\text{Hz}$ , 1H), 6.13 (d,  $J = 14\text{Hz}$ , 1H), 6.57 (dd,  $J = 10$  and  $14\text{Hz}$ , 1H); 5.10 (br d,  $J = 10\text{Hz}$ ) on irradiation to the methine proton ( $\delta = 2.34$ ).

Typical procedure of a nickel catalyzed cross coupling reaction of 1-alkylthio-(E,Z)-1,3-alkadiene (7) with Grignard reagent to 1,4-dialkyl-1,3-alkadiene (8): To a mixture of 7a (0.28 g, 0.96 mmol),  $\text{Ni}(\text{PPh}_3)_2\text{Cl}_2$  (65 mg, 0.1 mmol), and dppp (41 mg, 0.1 mmol) in benzene (10 ml) was added methylmagnesium iodide (9.6 mmol in 4 ml of ether) at room temperature. The reaction mixture was heated at reflux ( $80$ - $90^{\circ}\text{C}$ ) for 25 min and poured into ice-cold 2 N aqueous hydrochloric acid after cooled down to room temperature. The product was extracted twice with pentane. The combined organic layers were dried and concentrated. The residual oil was purified by chromatography to give 1-cyclohexyl-(Z,E)-1,3-pentadiene (8a) (0.10 g, 0.67 mmol) as a colorless oil in 71% yield: IR (neat) 2930, 1455, 985, 950, and 830  $\text{cm}^{-1}$ ;  $^1\text{H NMR}$  ( $\text{CDCl}_3$ )  $\delta = 1.77$  (d,  $J = 6\text{Hz}$ , methyl protons), 1.93-2.93 (m, methine proton), 0.63-2.93 (m, 14H), 5.11 (dd,  $J = 10$  and  $10\text{Hz}$ , 1H), 5.29-6.06 (m, 2H), 6.32 (dd,  $J = 10$  and  $16\text{Hz}$ , 1H); 5.11 (br d,  $J = 10\text{Hz}$ ) on irradiation to the methine proton ( $\delta = 2.43$ ), 5.59 (d,  $J = 16\text{Hz}$ , 1H), 5.79 (dd,  $J = 10$  and  $10\text{Hz}$ , 1H) on irradiation to the methyl proton ( $\delta = 1.77$ ); gc  $t_R$  8.3 min (Z,E) ( $t_R$  of other isomers: Z,Z: 8.7; E,E: 9.2; E,Z: 9.5 min) at  $80^{\circ}\text{C}$ ; Anal. Found: C, 87.84; H, 12.16%. Calcd for  $\text{C}_{11}\text{H}_{18}$ : C, 87.93; H, 12.07%.

1-Cyclohexyl-(Z,E)-1,3-heptadiene (8a') was synthesized in 93% yield (0.17 g, 0.9 mmol) by the same procedure as described above from 7a (0.22 g, 1 mmol), propylmagnesium iodide (ca. 10 mmol in 10 ml of ether), and catalytic amount of  $\text{Ni}(\text{dppp})\text{Cl}_2$  (54 mg, 0.1 mmol) in benzene (10 ml):  $R_f = 0.61$  (hexane); IR (neat) 2940, 1450, 985, and 950  $\text{cm}^{-1}$ ;  $^1\text{H NMR}$  ( $\text{CDCl}_3$ )  $\delta = 0.70$ -2.78 (18H), 5.13 (dd,  $J = 10$  and  $10\text{Hz}$ , 1H), 5.34-5.95 (m, 2H), 6.32 (dd,  $J = 10$  and  $15\text{Hz}$ , 1H); 5.49 (d,  $J = 15\text{Hz}$ , 1H), 5.71 (dd,  $J = 10$  and  $10\text{Hz}$ , 1H) on irradiation to the allylic methylene proton ( $\delta = 2.10$ ), 5.13 (d,  $J = 10\text{Hz}$ ) on irradiation to the methine proton ( $\delta = 2.45$ ); gc  $t_R$  12.5 min of the major isomer at  $90^{\circ}\text{C}$ ; Anal. Found: C, 87.51; H, 12.49%. Calcd for  $\text{C}_{13}\text{H}_{22}$ : C, 87.56; H, 12.44%.

1-t-Butylthio-(E,Z)-1,3-decadiene (7b) was prepared from 2 and heptanal (75 mg, 0.66 mmol) in 55% yield (83 mg, 0.36 mmol) by the method as described above:  $R_f = 0.31$  (hexane);  $^1\text{H NMR}$  ( $\text{CDCl}_3$ )  $\delta = 0.60$ -1.83 (20H involves singlet at  $\delta = 1.30$  of t-butyl group), 1.83-2.40 (br m, 2H, allylic methylene), 5.00-5.53 (m, 1H), 5.91 (dd,  $J = 10$  and  $10\text{Hz}$ , 1H), 6.18 (d,  $14\text{Hz}$ , 1H), 6.60 (dd,  $J = 10$  and  $14\text{Hz}$ , 1H); 5.28 (d,  $J = 10\text{Hz}$ , 1H) on irradiation to the allylic methylene proton ( $\delta = 2.12$ ).

(E,Z)-2,4-Undecadiene (8b) was prepared from 7b (81 mg, 0.36 mmol) in 77% yield (42 mg, 0.28 mmol) with methylmagnesium iodide (ca. 4 mmol in 2.8 ml of ether) in the presence of nickel catalyst (22 mg, 0.04 mmol) in benzene (5 ml) by the method as described above:  $R_f = 0.62$  (hexane);  $^1\text{H NMR}$  ( $\text{CDCl}_3$ )  $\delta = 0.56$ -1.60 (11H), 1.71 (d, 6Hz, 3H, allylic methyl), 1.83-2.40 (m, 2H, allylic methylene), 4.93-6.02 (m, 5H, olefinic protons), 6.31 (ddm,  $J = 1, 10$  and  $14\text{Hz}$ , 1H); 5.57 (d,  $J = 14\text{Hz}$ , 1H), 5.86 (dd,  $J = 10$  and  $10\text{Hz}$ , 1H) on irradiation to the allylic methyl proton ( $\delta = 1.71$ ); 5.22 (d,  $J = 10\text{Hz}$ , 1H), 5.86 (dd,  $J = 10$  and  $10\text{Hz}$ ), 6.31 (dd,  $J = 10$  and  $14\text{Hz}$ , 1H) on irradiation to the allylic methylene proton ( $\delta = 2.11$ ); gc  $t_R$  9.5 min of the major isomer at  $70^{\circ}\text{C}$ .

4-(t-Butyldimethylsilyloxy)-1-butanol (11): To a solution of 1,4-butanediol (18.0 g, 200 mmol), triethylamine (6.6 g, 65 mmol), and 4-N,N-dimethylamino-pyridine (0.6 g, 5 mmol) in dichloromethane (180 ml) was added a solution of t-butylchlorodimethylsilane (7.5 g, 50 mmol) in dichloromethane (100 ml) over a period of 4 h at room temperature. The reaction mixture was stirred for an additional hour and poured into brine. The product was extracted three times with dichloromethane, washed with brine. The combined organic layers were dried and concentrated. The residual oil was purified by column chromatography on silica gel to give 11 (9.0 g, 44 mmol) as a colorless oil in 88% yield:  $R_f = 0.38$  (3:1, hexane-AcOEt).

4-(t-Butyldimethylsilyloxy)butanal (12): Oxidation of 11 (4.1 g, 20 mmol) with oxalyl chloride (1.9 ml, 22 mmol), dimethyl sulfoxide (3.1 ml, 44 mmol) and triethylamine (13.9 ml, 100 mmol) in dichloromethane (50 ml) afforded 12 (3.6 g,

for 10 min and poured into ice-cold 2 *N* aqueous hydrochloric acid. The product was extracted three times with ether, dried and concentrated *in vacuo*. The residual oil was purified by column chromatography on silica gel to give the desired product **10** (77 mg, 0.35 mmol) in 61% yield with 88% purity by gc analysis:  $R_f = 0.20$  (1:1, hexane-ether); spectral data were identical with reported values:<sup>10,19</sup> IR (neat) 3280, 2950, 1670, 1630, 1550, 1450, 1370, 1350, 1240, 1165, 985, 950, and 825  $\text{cm}^{-1}$ ;  $^1\text{H NMR}$  ( $\text{CCl}_4$ )  $\delta = 0.91$  (d, 6Hz, 6H,  $-\text{CH}(\text{CH}_3)_2$ ), 1.10-1.30 (br, 2H), 1.75 (d, 6Hz, 3H,  $\text{CH}_3\text{C}=\text{C}$ ), 2.24 (m, 3Hz, 4H,  $=\text{CCH}_2\text{CH}_2\text{C}=\text{C}$ ), 3.06 (t, 6Hz, 2H,  $=\text{NCH}_2-$ ), 4.93-6.97 (m, 6H, olefinic protons); gc  $t_R$  13.4 min of the major peak at 180°C. *N*-Isobutyl-3,6,8-decatrienoylamide (**18**) was also produced (23 mg, 0.10 mmol) in 18% yield:  $R_f = 0.28$  (1:1, hexane-ether);  $^1\text{H NMR}$   $\delta = 0.90$  (d, 7Hz, 6H,  $-\text{CH}(\text{CH}_3)_2$ ), 1.24 (br, 2H), 1.76 (d, 8Hz, 3H), 1.93-2.48 (dd, 6 and 7Hz, 2H), 2.65 (t, 6Hz, 2H), 3.02 (t, 6Hz, 2H,  $=\text{NCH}_2-$ ), 4.83-6.56 (m, 6H, olefinic protons).

***t*-Butyl Propargyl Sulfide (18)**: To a solution of sodium methoxide (28%, 50 ml, 0.26 mol) in methanol (50 ml) was added 2-methyl-2-propanethiol (27 g, 0.25 mol) at 0°C. To the above solution was added propargyl bromide (23 ml, 0.26 mol) at 0°C. The reaction mixture was heated at reflux for 1 h, and then poured into 5 *N* aqueous sodium hydroxide. The product was extracted twice with pentane. The combined organic layers were washed with 2 *N* aqueous hydrochloric acid and brine, dried and concentrated. The residual oil was distilled to give **18** (24 g, 0.19 mol) as a colorless liquid in 72% yield: bp. 150-154°C;  $^1\text{H NMR}$  ( $\text{CCl}_4$ )  $\delta = 1.34$  (s, 9H), 2.01 (t,  $J = 3\text{Hz}$ , 1H), 3.15 (d,  $J = 3\text{Hz}$ , 2H).

**3-*t*-Butylthio-1-trimethylsilyl-1-propyne (19)**: To a solution of **18** (19 g, 0.15 mol) in ether (200 ml) was added a solution of *n*-butyllithium in hexane (1.7 *M*, 90 ml, 0.15 mol) at 0°C. The resulting solution was stirred at 0°C for 30 min. Chlorotrimethylsilane (21 ml, 0.17 mol) was added dropwise to the above solution at 0°C. The reaction mixture was stirred at 0°C for 30 min, at room temperature for 1 h, and poured into ice-cold 5 *N* aqueous sodium hydroxide. The product was extracted three times with ether, washed with brine. The combined organic layers were dried over magnesium sulfate and filtered off. The product was purified by distillation to give **19** (19 g, 0.10 mol) as a colorless liquid in 64% yield: bp. 110-120°C (28 Torr);  $R_f = 0.18$  (hexane);  $^1\text{H NMR}$  ( $\text{CCl}_4$ )  $\delta = 0.13$  (s, 9H), 1.34 (s, 9H), 3.00 (s, 2H).

#### References and Notes

1. Preliminary account of the results were published, see: (a) J. Ukai, Y. Ikeda, N. Ikeda, and H. Yamamoto, *Tetrahedron Lett.*, **25**, 5173 (1984); (b) Y. Ikeda, J. Ukai, N. Ikeda, and H. Yamamoto, *ibid.*, **25**, 5177 (1984).
2. J. Ukai, Y. Ikeda, N. Ikeda, and H. Yamamoto, *Tetrahedron Lett.*, **24**, 4029 (1983).
3. (a) Y. Ikeda, K. Furuta, N. Meguriya, N. Ikeda, and H. Yamamoto, *J. Am. Chem. Soc.*, **104**, 7663 (1982); **105**, 3745 (1983); (b) K. Furuta, Y. Ikeda, N. Meguriya, N. Ikeda, and H. Yamamoto, *Bull. Chem. Soc. Jpn.*, **57**, 2781 (1984).
4. (a) Y. Ikeda and H. Yamamoto, *Bull. Chem. Soc. Jpn.*, **59**, 657 (1986). For recent syntheses of 1,3-diene using trimethylsilyllallylanion, see: (b) P. W. K. Lau and T. H. Chan, D. J. *Tetrahedron Lett.*, 2383 (1978); (c) S. Tsai and D. S. Matteson, *ibid.*, **22**, 2751 (1981); (d) M. T. Reetz and B. Wenderoth, *ibid.*, **23**, 5259 (1982); (e) F. Sato, Y. Suzuki, and M. Sato, *ibid.*, **23**, 4589 (1982); (f) Y. Yamamoto, Y. Saito, and K. Maruyama, *ibid.*, **23**, 4597 (1982); (g) *idem*, *J. Chem. Soc., Chem. Commun.*, 1327 (1982); (h) A. Murai, A. Abiko, N. Shimada, and T. Masamune, *Tetrahedron Lett.*, **25**, 4951, 4955 (1984); (i) E. van Hulsen and D. Hoppe, *ibid.*, **26**, 411 (1985).
5. As general reviews of organotitanium reagents, see: (a) M. T. Reetz, *Top. Curr. Chem.*, **106**, 1 (1982); (b) B. Weidmann and D. Seebach, *Angew. Chem., Int. Ed. Engl.*, **22**, 31 (1983); (c) D. Seebach, B. Weidmann, and L. Widler in "Modern Synthetic Methods 1983," ed. R. Scheffold, Wiley, New York and Salle/Sauerländer, Aarau (1983), Vol 3; (d) M. T. Reetz in "Organotitanium Reagents in Organic Synthesis," Springer-Verlag, Berlin (1986); and references cited therein. As a general review of allylic carbanions substituted by heteroatoms, see: (e) J.-F. Biellmann and J.-B. Ducep, *Org. React.*, **27**, 1 (1982).
6. As a recent general review, see: G. Pattenden in "Comprehensive Organic Chemistry," Vol. 1, ed. Sir D. H. R. Barton and W. D. Ollis, Pergamon Press, Oxford (1979), pp. 171-186.

7. As recent stereoselective syntheses of 1,4-dialkylated-1,3-dienes by cross coupling reaction using transition metal catalyst with organometallic reagents, see: (a) E. Negishi in "Aspects of Mechanism and Organometallic Chemistry", ed. J. H. Brewster, Plenum, New York (1978), pp. 285-317; (b) E. Negishi, Pure Appl. Chem., **53**, 2333 (1981); (c) E. Negishi, Acc. Chem. Res., **15**, 340 (1982); (d) J. F. Normant and A. Alexakis in "Current Trends in Organic Synthesis," Pergamon Press, Oxford (1983), p. 291; (e) J. F. Normant in "Modern Synthetic Methods 1983," ed. R. Scheffold, Wiley, New York and Salle/Saureländer, Aarau (1983), Vol. 3, pp. 139-171; (f) N. Jabri, A. Alexakis, and J. F. Normant, Bull. Soc. Chim. Fr., **II**, 321 and 332 (1983); (g) G. Zweifel and J. A. Miller, Org. React., **32**, 375 (1984); (h) M. Miyaura, K. Yamada, H. Suginome, and A. Suzuki, J. Am. Chem. Soc., **107**, 972 (1985); and references cited therein.
8. As other recent stereoselective syntheses of 1,4-dialkylated-1,3-dienes, see: (a) T. Hayashi, I. Hori, and T. Oishi, J. Am. Chem. Soc., **105**, 2909 (1983); (b) T. Hayashi, M. Yanagida, Y. Matsuda, and T. Oishi, Tetrahedron Lett., **24**, 2665 (1983); (c) T. Hayashi and T. Oishi, Chem. Lett., 413 (1985); (d) R. Bloch and J. Abecassis, Tetrahedron Lett., **24**, 1247 (1983); (e) R. Bloch, J. Abecassis, and D. Hassan, Can. J. Chem., **62**, 2019 (1984); (f) S. Yamada, H. Ohsawa, T. Suzuki, and H. Takayama, Chem. Lett., 1003 (1983); (g) T. Cuvigny, C. H. du Penhoat, and M. Julia, Tetrahedron Lett., **24**, 4315 (1983); and references cited therein.
9. "Aliphatic and related Natural Product Chemistry," ed. F. D. Gunstone (Specialist Periodical Reports), The Chemical Society, London, Ch. 1 of Vol. 1-3.
10. Spilanthol was also found to be the same as affinin, see: M. Jacobson, Chem. Ind., 50 (1957); Structure and synthesis: L. Cromble, A. H. A. Krasinski, and M. Manzoor-i-Khuda, J. Chem. Soc., 4970 (1963).
11. F. Acree Jr., M. Jacobson, and H. L. Haller, J. Org. Chem., **10**, 236, 449 (1945); M. Jacobson in "Naturally occurring insecticide," ed. M. Jacobson and O. G. Crosby, Marcel Decker, Inc., New York (1971), p. 137.
12. P. F. Hudrlik and D. Peterson, J. Am. Chem. Soc., **97**, 1464 (1975). For a general review, see: T.-H. Chan, Acc. Chem. Res., **10**, 442 (1977); see also: A. W. P. Jarvie, Organomet. Chem. Rev. Sect. A, **6**, 153 (1970). For stereoselective olefination using the Peterson reaction, see: Y. Yamakado, M. Ishiguro, N. Ikeda, and H. Yamamoto, J. Am. Chem. Soc., **103**, 5568 (1981); see also ref. 4.
13. (a) H. Okamura, M. Miura, and H. Takei, Tetrahedron Lett., **43**, (1979); (b) E. Wenkert, T. W. Ferreira, and E. L. Michelotti, J. Chem. Soc., Chem. Commun., 637 (1979); (c) E. Wenkert and T. W. Ferreira, ibid., 840 (1982); (d) E. Wenkert, M. H. Leftin, and E. L. Michelotti, ibid., 617 (1984).
14. (a) A. Maercker, Org. React., **14**, 270 (1965); (b) M. Schlosser and K. F. Christmann, Angew. Chem., Int. Ed. Engl., **5**, 126 (1966).
15. A. J. Mancuso and D. Swern, Synthesis, 165 (1981) and references cited therein.
16. E. J. Corey and A. Venkaeswarlu, J. Am. Chem. Soc., **94**, 6190 (1972).
17. Attempted preparation of the Wittig reagent under the standard conditions (NaOH as the base) was totally unsuccessful.
18. J. Correa, S. Roquet, and E. Diaz, Organic Magnetic Resonance, **3**, 1 (1971).
19. W. E. Weaver and W. M. Whaley, J. Am. Chem. Soc., **69**, 515 (1947).